

**Bruno Savings and Credit Union Limited**  
**Financial Statements**  
*December 31, 2022*

# Bruno Savings and Credit Union Limited

## Contents

*For the year ended December 31, 2022*

---

	<b>Page</b>
<b>Management's Responsibility</b>	
<b>Independent Auditor's Report</b>	
<b>Financial Statements</b>	
Statement of Financial Position.....	1
Statement of Comprehensive Income.....	2
Statement of Changes in Members' Equity.....	3
Statement of Cash Flows.....	4
<b>Notes to the Financial Statements</b> .....	5

---

## Management's Responsibility

---

To the Members of Bruno Savings and Credit Union Limited:


Management is responsible for the preparation and presentation of the accompanying financial statements, including responsibility for significant accounting judgments and estimates in accordance with International Financial Reporting Standards and ensuring that all information in the annual report is consistent with the statements. This responsibility includes selecting appropriate accounting principles and methods, and making decisions affecting the measurement of transactions in which objective judgment is required.

In discharging its responsibilities for the integrity and fairness of the financial statements, management designs and maintains the necessary accounting systems and related internal controls to provide reasonable assurance that transactions are authorized, assets are safeguarded and financial records are properly maintained to provide reliable information for the preparation of financial statements.

The Board of Directors and Audit and Risk Committee are composed entirely of Directors who are neither management nor employees of the Credit Union. The Board is responsible for overseeing management in the performance of its financial reporting responsibilities, and for approving the financial information included in the annual report. The Audit and Risk Committee has the responsibility of meeting with management, internal auditors, and external auditors to discuss the internal controls over the financial reporting process, auditing matters and financial reporting issues. The Committee is also responsible for recommending the appointment of the Credit Union's external auditors.

MNP LLP is appointed by the members to audit the financial statements and report directly to them; their report follows. The external auditors have full and free access to, and meet periodically and separately with, both the Committee and management to discuss their audit findings.

February 16, 2023



---

General Manager

## Independent Auditor's Report

---

To the Members of Bruno Savings and Credit Union Limited:

### Opinion

We have audited the financial statements of Bruno Savings and Credit Union Limited (the "Credit Union"), which comprise the statement of financial position as at December 31, 2022, and the statements of comprehensive income, changes in members' equity and cash flows for the year then ended, and notes to the financial statements, including a summary of significant accounting policies.

In our opinion, the accompanying financial statements present fairly, in all material respects, the financial position of the Credit Union as at December 31, 2022, and its financial performance and its cash flows for the year then ended in accordance with International Financial Reporting Standards.

### Basis for Opinion

We conducted our audit in accordance with Canadian generally accepted auditing standards. Our responsibilities under those standards are further described in the Auditor's Responsibilities for the Audit of the Financial Statements section of our report. We are independent of the Credit Union in accordance with the ethical requirements that are relevant to our audit of the financial statements in Canada, and we have fulfilled our other ethical responsibilities in accordance with these requirements. We believe that the audit evidence we have obtained is sufficient and appropriate to provide a basis for our opinion.

### Responsibilities of Management and Those Charged with Governance for the Financial Statements

Management is responsible for the preparation and fair presentation of the financial statements in accordance with International Financial Reporting Standards, and for such internal control as management determines is necessary to enable the preparation of financial statements that are free from material misstatement, whether due to fraud or error.

In preparing the financial statements, management is responsible for assessing the Credit Union's ability to continue as a going concern, disclosing, as applicable, matters related to going concern and using the going concern basis of accounting unless management either intends to liquidate the Credit Union or to cease operations, or has no realistic alternative but to do so.

Those charged with governance are responsible for overseeing the Credit Union's financial reporting process.

### Auditor's Responsibilities for the Audit of the Financial Statements

Our objectives are to obtain reasonable assurance about whether the financial statements as a whole are free from material misstatement, whether due to fraud or error, and to issue an auditor's report that includes our opinion. Reasonable assurance is a high level of assurance, but is not a guarantee that an audit conducted in accordance with Canadian generally accepted auditing standards will always detect a material misstatement when it exists. Misstatements can arise from fraud or error and are considered material if, individually or in the aggregate, they could reasonably be expected to influence the economic decisions of users taken on the basis of these financial statements.

As part of an audit in accordance with Canadian generally accepted auditing standards, we exercise professional judgment and maintain professional skepticism throughout the audit. We also:

- Identify and assess the risks of material misstatement of the financial statements, whether due to fraud or error, design and perform audit procedures responsive to those risks, and obtain audit evidence that is sufficient and appropriate to provide a basis for our opinion. The risk of not detecting a material misstatement resulting from fraud is higher than for one resulting from error, as fraud may involve collusion, forgery, intentional omissions, misrepresentations, or the override of internal control.
- Obtain an understanding of internal control relevant to the audit in order to design audit procedures that are appropriate in the circumstances, but not for the purpose of expressing an opinion on the effectiveness of the Credit Union's internal control.
- Evaluate the appropriateness of accounting policies used and the reasonableness of accounting estimates and related disclosures made by management.
- Conclude on the appropriateness of management's use of the going concern basis of accounting and, based on the audit evidence obtained, whether a material uncertainty exists related to events or conditions that may cast significant doubt on the Credit Union's ability to continue as a going concern. If we conclude that a material uncertainty exists, we are required to draw attention in our auditor's report to the related disclosures in the financial statements or, if such disclosures are inadequate, to modify our opinion. Our conclusions are based on the audit evidence obtained up to the date of our auditor's report. However, future events or conditions may cause the Credit Union to cease to continue as a going concern.
- Evaluate the overall presentation, structure and content of the financial statements, including the disclosures, and whether the financial statements represent the underlying transactions and events in a manner that achieves fair presentation.

We communicate with those charged with governance regarding, among other matters, the planned scope and timing of the audit and significant audit findings, including any significant deficiencies in internal control that we identify during our audit.

Humboldt, Saskatchewan

February 16, 2023

*MNP* LLP

Chartered Professional Accountants


# Bruno Savings and Credit Union Limited


## Statement of Financial Position

*As at December 31, 2022*

	2022	2021
<b>Assets</b>		
Cash and cash equivalents (Note 5)	2,376,483	9,137,441
Investments (Note 6)	29,887,437	21,377,617
Member loans receivable (Note 7)	76,423,038	70,991,480
Other assets (Note 8)	1,159,857	1,641
Property, plant and equipment (Note 9)	83,789	71,758
	109,930,604	101,579,937
<b>Liabilities</b>		
Line of credit (Note 10)	1,081,093	-
Member deposits (Note 11)	96,445,185	91,130,788
Other liabilities (Note 12)	171,928	168,313
Membership shares (Note 14)	5,555	5,525
Equity accounts (Note 14)	446,825	455,892
	98,150,586	91,760,518
 <b>Commitments</b> (Note 17), (Note 19)		
 <b>Members' equity</b>		
Retained earnings	11,780,018	9,819,419
	109,930,604	101,579,937

Approved on behalf of the Board

  
\_\_\_\_\_  
Director

  
\_\_\_\_\_  
Director

## Bruno Savings and Credit Union Limited

### Statement of Comprehensive Income

*For the year ended December 31, 2022*

	<b>2022</b>	<b>2021</b>
<b>Interest income</b>		
Member loans	3,085,332	2,634,127
Investments	1,785,207	263,360
	<b>4,870,539</b>	<b>2,897,487</b>
<b>Interest expense</b>		
Member deposits	1,300,238	754,177
Borrowed money	3,920	209
	<b>1,304,158</b>	<b>754,386</b>
<b>Net interest income</b>	<b>3,566,381</b>	<b>2,143,101</b>
<b>Provision for impaired loans (Note 7)</b>	<b>18,183</b>	<b>6,904</b>
<b>Net interest income after provision for impaired loans</b>	<b>3,548,198</b>	<b>2,136,197</b>
<b>Other income</b>	<b>150,275</b>	<b>151,970</b>
<b>Net interest and other income</b>	<b>3,698,473</b>	<b>2,288,167</b>
<b>Operating expenses</b>		
Personnel	927,417	852,251
Member security	92,445	83,527
Organizational	43,167	31,250
Occupancy	40,105	37,587
General business	462,060	480,304
	<b>1,565,194</b>	<b>1,484,919</b>
<b>Income before provision for income taxes</b>	<b>2,133,279</b>	<b>803,248</b>
<b>Provision for income taxes (Note 13)</b>		
Current	172,680	114,128
<b>Comprehensive income</b>	<b>1,960,599</b>	<b>689,120</b>

*The accompanying notes are an integral part of these financial statements*

**Bruno Savings and Credit Union Limited**  
**Statement of Changes in Members' Equity**  
*For the year ended December 31, 2022*

---

	<i>Retained earnings</i>	<i>Total equity</i>
<b>Balance December 31, 2020</b>	<b>9,130,299</b>	<b>9,130,299</b>
Comprehensive income	<b>689,120</b>	<b>689,120</b>
<b>Balance December 31, 2021</b>	<b>9,819,419</b>	<b>9,819,419</b>
Comprehensive income	<b>1,960,599</b>	<b>1,960,599</b>
<b>Balance December 31, 2022</b>	<b>11,780,018</b>	<b>11,780,018</b>

---

*The accompanying notes are an integral part of these financial statements*



# Bruno Savings and Credit Union Limited

## Statement of Cash Flows

*For the year ended December 31, 2022*

	<b>2022</b>	<b>2021</b>
<b>Cash provided by (used for) the following activities</b>		
<b>Operating activities</b>		
Interest received from member loans	2,987,557	2,720,774
Interest received from investments	529,998	254,193
Other income received	150,275	151,970
Interest paid on deposits	(1,264,496)	(861,643)
Cash paid to suppliers and employees	(1,569,267)	(1,467,543)
Interest paid on borrowed money	(3,920)	(209)
Income taxes paid	(149,324)	(58,000)
	<b>680,823</b>	<b>739,542</b>
<b>Financing activities</b>		
Line of credit advances (Note 10)	1,081,093	-
Net change in member deposits	5,278,653	8,886,260
Net change in membership shares (Note 14)	30	(170)
Net change in equity accounts (Note 14)	(9,067)	(20,123)
	<b>6,350,709</b>	<b>8,865,967</b>
<b>Investing activities</b>		
Net change in member loans receivable	(5,351,966)	(1,727,259)
Purchases of investments	(8,372,645)	(9,812,220)
Purchases of property, plant and equipment	(27,879)	(4,978)
Advance to National Consulting Ltd. (Note 8)	(40,000)	-
	<b>(13,792,490)</b>	<b>(11,544,457)</b>
<b>Decrease in cash and cash equivalents</b>	<b>(6,760,958)</b>	<b>(1,938,948)</b>
<b>Cash and cash equivalents, beginning of year</b>	<b>9,137,441</b>	<b>11,076,389</b>
<b>Cash and cash equivalents, end of year</b>	<b>2,376,483</b>	<b>9,137,441</b>

*The accompanying notes are an integral part of these financial statements*

# Bruno Savings and Credit Union Limited

## Notes to the Financial Statements

For the year ended December 31, 2022

---

### 1. Reporting entity

Bruno Savings and Credit Union Limited (the "Credit Union") was formed pursuant to the *Credit Union Act 1998* of the Province of Saskatchewan ("the Act") and operates two Credit Union branches.

The Credit Union serves members and non-members in Bruno and Prud'homme, Saskatchewan and their surrounding communities. The address of the Credit Union's registered office is Box 158, 511 Main Street, Bruno, Saskatchewan.

The Credit Union operates as one segment principally in personal and commercial banking in Bruno, Saskatchewan. Operating branches are similar in terms of products and services provided, methods used to distribute products and services, types of members and the nature of the regulatory environment.

The Credit Union conducts its principal operations through two branches, offering products and services including deposit business, individual lending, and independent business and commercial lending. The deposit business provides a wide range of deposit and investment products and sundry financial services to all members. The lending business provides a variety of credit products and services designed specifically for each particular group of borrowers. Other business comprises business of a corporate nature such as insurance, investment, risk management, asset liability management, treasury operations and revenue and expenses not expressly attributed to the business units.

#### **Statement of compliance**

The financial statements have been prepared in accordance with International Financial Reporting Standards ("IFRSs") and interpretations adopted by the International Accounting Standards Board ("IASB").

The financial statements were approved by the Board of Directors and authorized for issue on February 16, 2023.

### 2. Change in accounting policies

#### **Standards and Interpretations effective in the current period**

The Credit Union adopted amendments to the following standards, effective January 1, 2022. Adoption of these amendments had no effect on the Credit Union's financial statements.

- IFRS 16 *Leases*
- IAS 37 *Provisions, Contingent Liabilities and Contingent Assets*

### 3. Basis of preparation

#### **Basis of measurement**

The financial statements have been prepared using the historical cost basis except for the revaluation of certain financial instruments.

#### **Functional and presentation currency**

These financial statements are presented in Canadian dollars, which is the Credit Union's functional currency.

**3. Basis of preparation** *(Continued from previous page)*

**Significant accounting judgments, estimates and assumptions**

The preparation of the Credit Union's financial statements requires management to make judgments, estimates and assumptions that affect the reported amounts of revenues, expenses, assets and liabilities, and the disclosure of contingent liabilities, at the reporting date. However, uncertainties about these assumptions and estimates could result in outcomes that would require a material adjustment to the carrying amount of the asset or liability affected in the future.

The estimates and underlying assumptions are reviewed on an ongoing basis. Revisions to accounting estimates are recognized in comprehensive income in the period in which the estimate is revised if revision affects only that period, or in the period of the revision and future periods if the revision affects both current and future periods.

Key assumptions concerning the future and other key sources of estimation uncertainty at the reporting date are discussed below.

**Key assumptions in determining the allowance for expected credit losses**

At each reporting period, financial assets are assessed to determine whether their credit risk has increased significantly since initial recognition. In determining whether credit risk has significantly increased, management develops a number of assumptions about the following factors which impact the borrowers' ability to meet debt obligations:

- Expected significant increase in unemployment rates, interest rates
- Declining revenues, working capital deficiencies, increases in statement of financial position leverage and liquidity
- Expected or actual changes in internal credit ratings of the borrowers or external credit ratings of the instrument
- The correlation between credit risk on all lending facilities of the same borrower
- Changes in the value of the collateral supporting the obligation or in the quality of third-party guarantees or credit enhancements

Significant judgments, estimates and assumptions are required when calculating the expected credit losses of financial assets. In measuring the 12-month and lifetime expected credit losses, management makes assumptions about prepayments, the timing and extent of missed payments or default events. In addition, management makes assumptions and estimates about the impact that future events may have on the historical data used to measure expected credit losses.

In estimating expected credit losses, the Credit Union develops a number of assumptions as follows:

- The period over which the Credit Union is exposed to credit risk, considering for example, prepayments, extension options and demand features
- The probability-weighted outcome, including identification of scenarios that specify the amount and timing of the cash flows for particular outcomes and the estimated probability of those outcomes
- The risk of default occurring on loans during their expected lives and during the next 12 months after the reporting date
- Expected cash short falls including recoveries, costs to recover and the effects of any collateral or other credit enhancements
- Estimates of effective interest rates used in incorporating the time value of money
- Effects of economic changes such as inflation and rising interest rates on specific sectors to which the Credit Union has credit exposures

The above assumptions are based on historical information and adjusted for current conditions and forecasts of future economic conditions. The Credit Union determines adjustments needed to its historical assumptions by monitoring the correlation of the probability of default and loss rates with the following economic variables:

- Interest rates
- Unemployment rates
- Gross domestic product
- Inflation
- Loan to value ratios
- Housing price indicators

**3. Basis of preparation** *(Continued from previous page)*

The estimate of expected credit losses reflects an unbiased and probability-weighted amount that is determined by evaluating a range of possible outcomes that are neither best-case nor worse-case scenarios. The Credit Union uses judgment to weight these scenarios.

***Classification of financial assets***

Classification of financial assets requires management to make judgments regarding the business model under which the Credit Union's financial assets are held and whether contractual cash flows consist solely of payments of principal and interest. Management has determined that the penalty to exercise prepayment features embedded in certain loans made to members do not result in payments that are not solely payments of principal and interest because they represent reasonable additional compensation for early termination of the contract.

***Fair value of unquoted equity instruments***

The Credit Union has assessed that the fair values of its unquoted equity instruments, SaskCentral shares and Concentra Bank (a subsidiary of Equitable Bank) shares approximates its cost based on the terms that the equity investments cannot be transferred, the shares cannot be sold and new shares are issued at par value of all currently held shares.

***Impairment of non-financial assets***

At each reporting date, the Credit Union assesses whether there are any indicators of impairment for non-financial assets. Non-financial assets that have an indefinite useful life or are not subject to amortization, such as goodwill, are tested annually for impairment or more frequently if impairment indicators exist. Other non-financial assets are tested for impairment if there are indicators that their carrying amounts may not be recoverable.

***Income taxes***

The Credit Union periodically assesses its liabilities and contingencies related to income taxes for all years open to audit based on the latest information available. For matters where it is probable that an adjustment will be made, the Credit Union records its best estimate of the tax liability including the related interest and penalties in the current tax provision. Management believes that they have adequately provided for the probable outcome of these matters; however, the final outcome may result in a materially different outcome than the amount included in the tax liabilities.

***Deferred taxes***

The calculation of deferred tax is based on assumptions, which are subject to uncertainty as to timing and which tax rates are expected to apply when temporary differences reverse. Deferred tax recorded is also subject to uncertainty regarding the magnitude of non-capital losses available for carry forward and of the balances in various tax pools as the corporate tax returns have not been prepared as of the date of financial statement preparation. By their nature, these estimates are subject to measurement uncertainty, and the effect on the financial statements from changes in such estimates in future years could be material. Further details are contained in Note 13.

***Useful lives of property, plant and equipment***

Estimates must be utilized in evaluating the useful lives of all property, plant and equipment for calculation of the depreciation for each class of assets. For further discussion of the estimation of useful lives, refer to the heading property, plant and equipment contained in Note 4.

**4. Summary of significant accounting policies**

The principal accounting policies adopted in the preparation of the financial statements are set out below. The policies have been consistently applied to all the years presented, unless otherwise stated.

Regulations to the Act specify that certain items are required to be disclosed in the financial statements which are presented at annual meetings of members. It is management's opinion that the disclosures in these financial statements and notes comply, in all material respects, with the requirements of the Act. Where necessary, reasonable estimates and interpretations have been made in presenting this information.

***Foreign currency translation***

Transactions denominated in foreign currencies are translated into the functional currency of the Credit Union at exchange rates prevailing at the transaction dates (spot exchange rates). Monetary assets and liabilities are retranslated at the exchange rates at the statement of financial position date. Exchange gains and losses on translation or settlement are recognized in profit or loss for the current period.

Non-monetary items that are measured at historical cost are translated using the exchange rates at the date of the transaction and non-monetary items that are measured at fair value are translated using the exchange rates at the date when the items' fair value was determined. Translation gains and losses are included in comprehensive income.

***Revenue recognition***

The following describes the Credit Union's principal activities from which it generates revenue.

**Service charge fees, commissions and other revenue**

The Credit Union generates revenue from providing financial services to its members. Revenue is recognized as services are rendered.

The Credit Union does not have an enforceable right to payment until services are rendered and commission revenue earned when the products are sold.

The amount of revenue recognized on these transactions is based on the price specified in the contract.

The Credit Union does not expect to have any contracts where the period between the transfer of the promised goods or services to the member and payment by the member exceeds one year. Consequently, the Credit Union does not adjust any of the transaction prices for the time value of money.

Revenue recognition for items outside the scope of IFRS 15 is included in the financial instruments section of Note 4.

***Financial instruments***

***Financial assets***

**Recognition and initial measurement**

The Credit Union recognizes financial assets when it becomes party to the contractual provisions of the instrument. Financial assets are measured initially at their fair value plus, in the case of financial assets not subsequently measured at fair value through profit or loss, transaction costs that are directly attributable to their acquisition. Transaction costs attributable to the acquisition of financial assets subsequently measured at fair value through profit or loss are expensed in profit or loss when incurred.

**Classification and subsequent measurement**

On initial recognition, financial assets are classified as subsequently measured at amortized cost, fair value through other comprehensive income ("FVOCI") or fair value through profit or loss ("FVTPL"). The Credit Union determines the classification of its financial assets, together with any embedded derivatives, based on the business model for managing the financial assets and their contractual cash flow characteristics.

**Bruno Savings and Credit Union Limited**  
**Notes to the Financial Statements**  
*For the year ended December 31, 2022*

---

**4. Summary of significant accounting policies** *(Continued from previous page)*

Debt instruments are classified as follows:

- Amortized cost - Assets that are held for collection of contractual cash flows where those cash flows are solely payments of principal and interest are measured at amortized cost. Interest revenue is calculated using the effective interest method and gains or losses arising from impairment, foreign exchange and derecognition are recognized in comprehensive income. Financial assets measured at amortized cost are comprised of cash equivalents, SaskCentral liquidity deposits, Concentra Bank investments, member loans receivable and accrued interest thereon.
- Fair value through other comprehensive income - Assets that are held for collection of contractual cash flows and for selling the financial assets, and for which the contractual cash flows are solely payments of principal and interest, are measured at fair value through other comprehensive income. Interest income calculated using the effective interest method and gains or losses arising from impairment and foreign exchange are recognized in comprehensive income. All other changes in the carrying amount of the financial assets are recognized in other comprehensive income. Upon derecognition, the cumulative gain or loss previously recognized in other comprehensive income is reclassified to comprehensive income. The Credit Union does not hold any financial assets measured at fair value through other comprehensive income.
- Mandatorily at fair value through profit or loss - Assets that do not meet the criteria to be measured at amortized cost, or fair value through other comprehensive income, are measured at fair value through profit or loss. All interest income and changes in the financial assets' carrying amount are recognized in comprehensive income. Financial assets mandatorily measured at fair value through profit or loss are comprised of cash.
- Designated at fair value through profit or loss – On initial recognition, the Credit Union may irrevocably designate a financial asset to be measured at fair value through profit or loss in order to eliminate or significantly reduce an accounting mismatch that would otherwise arise from measuring assets or liabilities, or recognizing the gains and losses on them, on different bases. All interest income and changes in the financial assets' carrying amount are recognized in comprehensive income. The Credit Union does not hold any financial assets designated to be measured at fair value through profit or loss.

The Credit Union measures all equity investments at fair value. Changes in fair value are recorded in profit or loss. Equity investments measured at fair value through profit or loss are comprised of shares in SaskCentral, Concentra Bank and National Consulting Ltd. and other investments.

*Business model assessment*

The Credit Union assesses the objective of its business model for holding a financial asset at a level of aggregation which best reflects the way the business is managed and information is provided to management. Information considered in this assessment includes stated policies and objectives and how performance of the portfolio is evaluated.

*Contractual cash flow assessment*

The cash flows of financial assets are assessed as to whether they are solely payments of principal and interest on the basis of their contractual terms. For this purpose, 'principal' is defined as the fair value of the financial asset on initial recognition. 'Interest' is defined as consideration for the time value of money, the credit risk associated with the principal amount outstanding, and other basic lending risks and costs. In performing this assessment, the Credit Union considers factors that would alter the timing and amount of cash flows such as prepayment and extension features, terms that might limit the Credit Union's claim to cash flows, and any features that modify consideration for the time value of money.

**Reclassifications**

The Credit Union reclassifies debt instruments only when its business model for managing those financial assets has changed. Reclassifications are applied prospectively from the reclassification date and any previously recognized gains, losses or interest are not restated.

**4. Summary of significant accounting policies** *(Continued from previous page)*

**Impairment**

The Credit Union recognizes a loss allowance for the expected credit losses associated with its financial assets, other than debt instruments measured at fair value through profit or loss and equity investments, as well as lease receivables, contract assets, and any financial guarantee contracts and loan commitments not measured at fair value through profit or loss. Expected credit losses are measured to reflect a probability-weighted amount, the time value of money, and reasonable and supportable information regarding past events, current conditions and forecasts of future economic conditions.

For member loans receivable, the Credit Union records a loss allowance equal to the expected credit losses resulting from default events that are possible within the next 12-month period, unless there has been a significant increase in credit risk since initial recognition. For those financial assets for which the Credit Union assessed that a significant increase in credit risk has occurred, the Credit Union records a loss allowance equal to the expected credit losses resulting from all possible default events over the assets' contractual lifetime.

The Credit Union applies the simplified approach for trade receivables that do not contain a significant financing component. Using the simplified approach, the Credit Union records a loss allowance equal to the expected credit losses resulting from all possible default events over the assets' contractual lifetime.

The Credit Union assesses whether a financial asset is credit-impaired at the reporting date. Regular indicators that a financial instrument is credit-impaired include significant financial difficulties as evidenced through borrowing patterns or observed balances in other accounts, breaches of borrowing contracts such as default events or breaches of borrowing covenants and requests to restructure loan payment schedules. For financial assets assessed as credit-impaired at the reporting date, the Credit Union continues to recognize a loss allowance equal to lifetime expected credit losses.

Loss allowances for expected credit losses are presented in the statement of financial position as follows:

- For financial assets measured at amortized cost, as a deduction from the gross carrying amount of the financial assets;
- For loan commitments and financial guarantee contracts, as a provision; and
- For facilities with both a drawn and undrawn component where the Credit Union cannot separately identify expected credit losses between the two components, as a deduction from the carrying amount of the drawn component. Any excess of the loss allowance over the carrying amount of the drawn component is presented as a provision.

Financial assets are written off when the Credit Union has no reasonable expectations of recovering all or any portion thereof.

Refer to Note 17 for additional information about the Credit Union's credit risk management process, credit risk exposure and the amounts arising from expected credit losses.

**Derecognition of financial assets**

The Credit Union applies its accounting policies for the derecognition of a financial asset to a part of a financial asset only when:

- The part comprises only specifically identified cash flows from a financial asset;
- The part comprises only a pro-rata share of the cash flows from a financial asset; or
- The part comprises only a pro-rata share of specifically identified cash flows from a financial asset.

In all other situations the Credit Union applies its accounting policies for the derecognition of a financial asset to the entirety of a financial asset.

The Credit Union derecognizes a financial asset when its contractual rights to the cash flows from the financial asset expire, or the financial asset has been transferred under particular circumstances.

**4. Summary of significant accounting policies** *(Continued from previous page)*

For this purpose, a financial asset is transferred if the Credit Union either:

- Transfers the right to receive the contractual cash flows of the financial asset, or;
- Retains the right to receive the contractual cash flows of the financial asset, but assumes an obligation to pay received cash flows in full to one or more third parties without material delay and is prohibited from further selling or transferring the financial asset.

Transferred financial assets are evaluated to determine the extent to which the Credit Union retains the risks and rewards of ownership. When the Credit Union neither transfers nor retains substantially all the risks and rewards of ownership of the financial asset, it evaluates whether it has retained control of the financial asset.

Where substantially all risks and rewards of ownership have been transferred, or risks and rewards have neither been transferred nor retained and control of the financial asset has not been retained, the Credit Union derecognizes the financial asset. At the same time, the Credit Union separately recognizes as assets or liabilities the fair value of any rights and obligations created or retained in the transfer. Any difference between the carrying amount measured at the date of recognition and the consideration received is recognized in comprehensive income. Such transactions include syndications of member loans.

**Modification of financial assets**

The Credit Union assesses the modification of terms of a financial asset to evaluate whether its contractual rights to the cash flows from that asset have expired in accordance with the Credit Union's derecognition policy.

When the modifications do not result in derecognition of the financial asset, the gross carrying amount of the financial asset is recalculated with any difference between the previous carrying amount and the new carrying amount recognized in comprehensive income. The new gross carrying amount is recalculated as the present value of the modified contractual cash flows discounted at the asset's original effective interest rate.

For the purpose of applying the impairment requirements, at each reporting date subsequent to the modification, the Credit Union continues to assess whether there has been a significant increase in credit risk on the modified financial assets from the date of initial recognition.

**Financial liabilities**

**Recognition and initial measurement**

The Credit Union recognizes a financial liability when it becomes party to the contractual provisions of the instrument. At initial recognition, the Credit Union measures financial liabilities at their fair value plus transaction costs that are directly attributable to their issuance, with the exception of financial liabilities subsequently measured at fair value through profit or loss for which transaction costs are immediately recorded in profit or loss.

**Classification and subsequent measurement**

Subsequent to initial recognition, all financial liabilities are measured at amortized cost using the effective interest method.

Interest, gains and losses related to financial liabilities are recognized in comprehensive income.

**Derecognition of financial liabilities**

The Credit Union derecognizes a financial liability only when its contractual obligations are discharged, cancelled or expire.

**Dividend income**

Dividend income is recorded in profit or loss when the Credit Union's right to receive payments is established, it is probable that the economic benefits associated with the dividend will flow to the Credit Union, and the amount of the dividend can be measured reliably.



**4. Summary of significant accounting policies** *(Continued from previous page)*

**Interest**

Interest income and expense are recognized in comprehensive income using the effective interest method.

The 'effective interest rate' is the rate that exactly discounts estimated future cash payments over the expected life of the financial instrument to the gross carrying amount of the financial asset or the amortized cost of the financial liability. The effective interest rate is calculated considering all contractual terms of the financial instruments, except for the expected credit losses of financial assets.

The 'amortized cost' of a financial asset or financial liability is the amount at which the instrument is measured on initial recognition minus principal repayments, plus or minus any cumulative amortization using the effective interest method of any difference between the initial amount and maturity amount and adjusted for any expected credit loss allowance. The 'gross carrying amount' of a financial asset is the amortized cost of a financial asset before adjusting for any expected credit losses.

Interest income and expense is calculated by applying the effective interest rate to the gross carrying amount of the financial asset (when the asset is not credit-impaired) or the amortized cost of the financial liability.

Where a financial asset has become credit-impaired subsequent to initial recognition, interest income is calculated in subsequent periods by applying the effective interest method to the amortized cost of the financial asset. If the asset subsequently ceases to be credit-impaired, calculation of interest income reverts to the gross basis.

**Offsetting**

Financial assets and financial liabilities are offset, with the net amount presented in the statement of financial position, when, and only when, the Credit Union has a current and legally enforceable right to set off the recognized amounts and intends either to settle on a net basis or realize the asset and settle the liability simultaneously.

Income and expenses are presented on a net basis only when permitted under IFRS, or when arising from a group of similar transactions if the resulting income and expenses are not material.

**Collateral**

The Credit Union recognizes the proceeds from the sale of any non-cash collateral that has been pledged to it and a liability measured at fair value for its obligation to return the collateral.

If a debtor defaults under the terms of its contract and is no longer entitled to the return of any collateral, the Credit Union recognizes the collateral as an asset initially measured at fair value or, if it has already sold the collateral, derecognizes its obligation to return the collateral.

**Cash and cash equivalents**

Cash and cash equivalents comprise cash on hand, demand deposits and short-term highly liquid investments with original maturities of three months or less that are readily convertible into known amounts of cash and which are subject to an insignificant risk of changes in value. Cash and cash equivalents are shown net of bank overdrafts that are repayable on demand and form an integral part of the Credit Union's cash management system.

**Investments**

Each investment is classified into one of the categories described under financial instruments. The classification dictates the accounting treatment for the carrying value and changes in that value.

**SaskCentral and Concentra Bank deposits and shares**

SaskCentral and Concentra Bank deposits are measured at amortized cost. Shares are measured at fair value, with adjustments to fair value recognized in profit or loss.

**National Consulting Ltd. shares**

National Consulting Ltd. shares are measured at fair value, with adjustments to fair value recognized in profit or loss.

**Bruno Savings and Credit Union Limited**  
**Notes to the Financial Statements**  
*For the year ended December 31, 2022*

---

**4. Summary of significant accounting policies** *(Continued from previous page)*

***Impairment of non-financial assets***

At the end of each reporting period, the Credit Union reviews the carrying amounts of its tangible assets to determine whether there is any indication that those assets have suffered an impairment loss. If any such indication exists, the recoverable amount of the asset is estimated in order to determine the extent of the impairment loss (if any). Where it is not possible to estimate the recoverable amount of an individual asset, the Credit Union estimates the recoverable amount of the cash-generating units ("CGU") to which the asset belongs. Where a reasonable and consistent basis of allocation can be identified, corporate assets are also allocated to individual CGU's, or otherwise they are allocated to the smallest group of CGU's for which a reasonable and consistent allocation basis can be identified.

Recoverable amount is the higher of fair value less costs to sell and value in use. In assessing value in use, the estimated future cash flows are discounted to their present value using a pre-tax discount rate that reflects current market assessments of the time value of money and the risks specific to the asset for which the estimates of future cash flows have not been adjusted.

If the recoverable amount of an asset or CGU is estimated to be less than its carrying amount, the carrying amount of the asset or CGU is reduced to its recoverable amount. An impairment loss is recognized immediately in comprehensive income.

Where an impairment loss subsequently reverses, the carrying amount of the asset or CGU is increased to the revised estimate of its recoverable amount, but so that the increased carrying amount does not exceed the carrying amount that would have been determined had no impairment loss been recognized for the asset or CGU in prior years. A reversal of an impairment loss is recognized immediately in comprehensive income.

***Syndication***

The Credit Union syndicates individual assets with various other financial institutions primarily to manage credit risk, create liquidity and manage regulatory capital for the Credit Union. Syndicated loans transfer substantially all the risks and rewards related to the transferred financial assets and are derecognized from the Credit Union's statement of financial position. All loans syndicated by the Credit Union are on a fully serviced basis. The Credit Union receives fee income for services provided in the servicing of the transferred financial assets.

***Foreclosed assets***

Foreclosed assets held for sale are initially recorded at the lower of cost and estimated net realizable value. Cost comprises the balance of the loan at the date on which the Credit Union obtains title to the asset plus subsequent disbursements related to the asset, less any revenues or lease payments received. Foreclosed assets held for sale are subsequently valued at the lower of their carrying amount and fair value less costs to sell. Foreclosed assets are recorded in member loans receivable as outlined in Note 7.

***Property, plant and equipment***

Property, plant and equipment are stated at cost less accumulated depreciation and impairment losses. Cost includes expenditures that are directly attributable to the acquisition of the asset. When parts of an item of property, plant and equipment have different useful lives, they are accounted for as separate items of property, plant and equipment.

All assets having limited useful lives are depreciated using the declining balance method for buildings and the straight-line method for furniture and equipment over their estimated useful lives. Land has an unlimited useful life and is therefore not depreciated. Assets are depreciated from the date of acquisition.

The depreciation rates applicable for each class of asset during the current and comparative period are as follows:

	<b>Rate</b>
Buildings	5 - 10 %
Furniture and equipment	10 - 33 %

# Bruno Savings and Credit Union Limited

## Notes to the Financial Statements

For the year ended December 31, 2022

---

#### 4. Summary of significant accounting policies (Continued from previous page)

The residual value, useful life and depreciation method applied to each class of assets are reassessed at each reporting date.

Gains or losses on the disposal of property, plant and equipment are determined as the difference between the net disposal proceeds and the carrying amount of the asset, and recognized in the statement of comprehensive income as other income or loss, respectively.

##### **Income taxes**

The Credit Union accounts for income taxes using the asset and liability method. Current and deferred taxes are recognized in comprehensive income except to the extent that the tax is recognized either in other comprehensive income or directly in equity. Under this method, the provision for income taxes is based on the tax rates and tax laws that have been enacted or substantively enacted by the end of the reporting period.

Current tax assets and liabilities for the current and prior periods are measured at the amount expected to be recovered from or paid to the taxation authorities.

Deferred tax assets and liabilities are measured at the tax rates that are expected to apply to the period when the assets are realized or the liabilities are settled.

Deferred tax assets and liabilities are recognized where the carrying amount of an asset or liability differs from its tax base, except for taxable temporary differences arising on the initial recognition of goodwill and temporary differences arising on the initial recognition of an asset or liability in a transaction which is not a business combination and at the time of the transaction affects neither accounting or taxable income.

Recognition of deferred tax assets for unused tax losses, tax credits and deductible temporary differences is restricted to those instances where it is probable that future taxable profit will be available which allow the deferred tax asset to be utilized. Deferred tax assets are reviewed at each reporting date and are reduced to the extent that it is no longer probable that the related tax benefit will be realized.

##### **Employee benefits**

The Credit Union's post employment benefit programs consist of a defined contribution plan.

Credit Union contributions to the defined contribution plan are expensed as incurred. Pension benefits of \$37,971 (2021 – \$38,897) were paid to the defined contribution retirement plan during the year.

##### **Membership shares and equity accounts**

Membership shares and equity accounts are classified as liabilities or member equity in accordance with their terms. Shares redeemable at the option of the member, either on demand or on withdrawal from membership, are classified as liabilities. Shares redeemable at the discretion of the Credit Union Board of Directors are classified as equity. Shares redeemable subject to regulatory restrictions are accounted for using the criteria set out in IFRIC 2 *Members' Shares in Cooperative Entities and Similar Instruments*.

**4. Summary of significant accounting policies** *(Continued from previous page)*

**Leases**

The Credit Union assesses at inception of a contract, whether the contract is, or contains a lease. A contract is, or contains, a lease if the contract conveys the right to control the use of an identified asset for a period of time in exchange for consideration. To assess whether a contract conveys the right to control the use of an identified asset for a period of time, the Credit Union assesses whether the customer has the following through the period of use:

- The right to obtain substantially all of the economic benefits from use of the identified asset; and
- The right to direct the use of the identified asset.

This policy is applied to contracts entered into, or changed, on or after January 1, 2019.

Where the Credit Union is a lessee in a contract that contains a lease component, the Credit Union allocates the consideration in the contract to each lease component on the basis of the relative stand-alone price of the lease component and the aggregate stand-alone price of the non-lease components.

At the lease commencement date, the Credit Union recognizes a right-of-use asset and a lease liability. The right-of-use asset is initially measured at cost. The cost of the right-of-use asset is comprised of the initial amount of the lease liability, any lease payments made at or before the commencement date less any lease incentives received, initial direct costs incurred by the Credit Union, and an estimate of the costs to be incurred by the Credit Union in dismantling and removing the underlying asset and restoring the site on which it is located or restoring the underlying asset to the condition required by the terms and conditions of the lease.

After the commencement date, the Credit Union measures right-of-use assets by applying the cost model, whereby the right-of-use asset is measured at cost less accumulated depreciation and impairment losses and adjusted for any remeasurement of the lease liability. The right-of-use asset is depreciated using the straight-line method from the commencement date to the end of the lease term or the end of the useful life of the right-of-use asset. The estimated useful life of the right-of-use assets are determined on the same basis as those of property, plant and equipment. The determination of the depreciation period is dependent on whether the Credit Union expects that the ownership of the underlying asset will transfer to the Credit Union by the end of the lease term or if the cost of the right-of-use asset reflects that the Credit Union will exercise a purchase option.

The lease liability is initially measured at the present value of the lease payments not paid at the lease commencement date, discounted using the interest rate implicit in the lease or the Credit Union's incremental borrowing rate, if the interest rate implicit in the lease cannot be readily determined. The lease payments included in the measurement of the lease liability comprise of fixed payments (including in-substance fixed payments) less any lease incentives receivable, variable lease payments that depend on an index or rate, amounts expected to be payable by the Credit Union under a residual value guarantee, the exercise price of a purchase option that the Credit Union is reasonably certain to exercise, and payment of penalties for terminating the lease if the lease term reflects the Credit Union exercising an option to terminate the lease. After the commencement date, the Credit Union measures the lease liability at amortized cost using the effective interest method.

The Credit Union remeasures the lease liability when there is a change in the lease term, a change in the Credit Union's assessment of an option to purchase the underlying asset, a change in the Credit Union's estimate of amounts expected to be payable under a residual value guarantee, or a change in future lease payments resulting from a change in an index or a rate used to determine those payments. On remeasurement of the lease liability, a corresponding adjustment is made to the carrying amount of the right-of-use asset, or is recorded in profit or loss if the carrying amount of the right-of-use asset has been reduced to zero.

The Credit Union has elected to not recognize right-of-use assets and lease liabilities for low value of leases of office equipment. Low value leases are leases where the underlying asset has a new value of \$5,000 USD or less. The Credit Union recognizes the lease payments associated with these leases as an expense on either a straight-line basis over the lease term or another systematic basis if that basis is more representative of the pattern of the lessee's benefit.

**Bruno Savings and Credit Union Limited**  
**Notes to the Financial Statements**  
*For the year ended December 31, 2022*

---

4. **Summary of significant accounting policies** *(Continued from previous page)*

**Standards issued but not yet effective**

The Credit Union has not yet applied the following new standards, interpretations and amendments to standards that have been issued as at December 31, 2022 but are not yet effective. Unless otherwise stated, the Credit Union does not plan to early adopt any of these new or amended standards and interpretations.

**IAS 1 Presentation of Financial Statements and IFRS Practice Statement 2 Making Materiality Judgements**

Amendments to IAS 1 and IFRS Practice Statement 2, issued in February 2021, help entities provide accounting policy disclosures that are more useful to primary users of financial statements by replacing the requirement to disclose “significant” accounting policies with a requirement to disclose “material” accounting policies and providing guidance to explain and demonstrate the application of the four-step materiality process to accounting policy disclosures.

The amendments are effective for annual periods beginning on or after January 1, 2023 and are required to be applied prospectively. The Credit Union does not expect these amendments to have a material impact on its financial statements.

**IAS 8 Accounting Policies, Changes in Accounting Estimates and Errors**

Amendments to IAS 8, issued in February 2021, introduce a new definition of “accounting estimates” to replace the definition of “change in accounting estimates” and also include clarification intended to help entities distinguish changes in accounting policies from changes in accounting estimates.

The amendments are effective for annual periods beginning on or after January 1, 2023. The Credit Union does not expect these amendments to have a material impact on its financial statements.

**IAS 12 Income Taxes**

Amendments to IAS 12, issued in May 2021, narrow the scope of the recognition exemption to require an entity to recognize deferred tax on initial recognition of particular transactions, to the extent that transaction gives rise to equal taxable and deductible temporary differences. These amendments apply to transactions for which an entity recognizes both an asset and liability, for example leases and decommissioning liabilities.

The amendments are effective for annual periods beginning on or after January 1, 2023. The Credit Union does not expect these amendments to have a material impact on its financial statements.

5. **Cash and cash equivalents**

	2022	2021
Cash	376,483	3,137,441
Cash equivalents	2,000,000	6,000,000
	<b>2,376,483</b>	<b>9,137,441</b>

---

**Bruno Savings and Credit Union Limited**  
**Notes to the Financial Statements**  
*For the year ended December 31, 2022*

**6. Investments**

	2022	2021
Measured at fair value through profit or loss		
SaskCentral and Concentra Bank shares	950,305	1,000,011
Other investments	113,000	-
National Consulting Ltd. shares	20,000	-
	1,083,305	1,000,011
Measured at amortized cost		
SaskCentral liquidity deposits	10,113,900	9,024,549
Concentra Bank investments	18,500,000	11,300,000
	28,613,900	20,324,549
Accrued interest	190,232	53,057
	29,887,437	21,377,617

The table below shows the credit risk exposure on investments. Ratings are as provided by Dominion Bond Rating Services ("DBRS") unless otherwise indicated.

	2022	2021
<b>Investment portfolio rating</b>		
A	-	300,010
R1	10,764,195	9,724,550
BBB	18,800,010	11,300,000
Unrated	133,000	-
	29,697,205	21,324,560

SaskCentral shares are included in the R1 category above.

**Statutory Liquidity:**

Pursuant to Regulations, SaskCentral requires that the Credit Union maintain 10% of its total liabilities in specified liquidity deposits. The provincial regulator for Credit Unions, Credit Union Deposit Guarantee Corporation ("CUDGC"), requires that the Credit Union adhere to these prescribed limits and restrictions. As of December 31, 2022 the Credit Union met the requirement.

**Liquidity Coverage Ratio:**

The Credit Union has implemented a Liquidity Coverage Ratio ("LCR") which is a regulatory requirement of CUDGC. The objective of the LCR is to ensure that the Credit Union has an adequate stock of unencumbered high-quality liquid assets ("HQLA") that:

- consists of cash or assets that can be converted into cash at little or no loss of value; and
- meets its liquidity needs for a 30-calendar day stress scenario, by which time it is assumed corrective actions have been taken by the Credit Union and/or CUDGC.

This stress scenario noted above is viewed as a minimum requirement. The Credit Union conducts additional stress tests to assess the level of liquidity to hold beyond the regulatory minimum, and constructs scenarios that could cause difficulties for specific business activities. Internal stress tests have longer time horizons and results are reported to CUDGC upon request.

The LCR is calculated as the value of the stock in HQLA in stressed conditions divided by the total net cash outflows over the next 30 calendar days.

As at December 31, 2022, the Credit Union is in compliance with regulatory requirements.

**Bruno Savings and Credit Union Limited**  
**Notes to the Financial Statements**  
*For the year ended December 31, 2022*

**7. Member loans receivable**

Principal and allowance by loan type:

	<b>2022</b>				
	<b>Principal performing</b>	<b>Principal impaired</b>	<b>Allowance specific</b>	<b>Allowance for expected credit losses</b>	<b>Net carrying value</b>
Government guaranteed	3,723,456	-	-	-	<b>3,723,456</b>
Residential and farm mortgages	47,951,087	16,850	16,850	29,910	<b>47,921,177</b>
Commercial mortgages	1,899,701	-	-	-	<b>1,899,701</b>
Personal loans	10,483,027	-	-	8,701	<b>10,474,326</b>
Leases	2,771,357	-	-	-	<b>2,771,357</b>
Non-personal loans	9,207,825	-	-	20,515	<b>9,187,310</b>
<b>Total</b>	<b>76,036,453</b>	<b>16,850</b>	<b>16,850</b>	<b>59,126</b>	<b>75,977,327</b>
Accrued interest	445,711	-	-	-	<b>445,711</b>
	<b>76,482,164</b>	<b>16,850</b>	<b>16,850</b>	<b>59,126</b>	<b>76,423,038</b>

	<b>2021</b>				
	<b>Principal performing</b>	<b>Principal impaired</b>	<b>Allowance specific</b>	<b>Allowance for expected credit losses</b>	<b>Net carrying value</b>
Government guaranteed	3,422,928	-	-	-	3,422,928
Residential and farm mortgages	45,069,999	18,650	18,650	24,326	45,045,673
Commercial mortgages	1,602,264	-	-	-	1,602,264
Personal loans	8,354,009	-	-	3,797	8,350,212
Leases	4,259,397	-	-	-	4,259,397
Non-personal loans	7,974,073	-	-	11,003	7,963,070
<b>Total</b>	<b>70,682,670</b>	<b>18,650</b>	<b>18,650</b>	<b>39,126</b>	<b>70,643,544</b>
Accrued interest	347,936	-	-	-	347,936
	<b>71,030,606</b>	<b>18,650</b>	<b>18,650</b>	<b>39,126</b>	<b>70,991,480</b>

The allowance for loan impairment changed as follows:

	<b>2022</b>	<b>2021</b>
Balance, beginning of year	<b>57,776</b>	141,130
Provision for impaired loans	<b>18,183</b>	6,904
	<b>75,959</b>	148,034
Less: loans written off, net of recoveries	<b>(17)</b>	90,258
<b>Balance, end of year</b>	<b>75,976</b>	57,776

**Bruno Savings and Credit Union Limited**  
**Notes to the Financial Statements**  
*For the year ended December 31, 2022*

**8. Other assets**

	2022	2021
Dividend receivable (Note 15)	1,118,034	-
National Consulting Ltd. - promissory note (Note 15)	40,000	-
Prepaid expenses	1,823	1,641
	<b>1,159,857</b>	<b>1,641</b>

Non-interest bearing promissory note from National Consulting Ltd. repayable in annual principal instalments of \$4,000, commencing February 2024.

**9. Property, plant and equipment**

	Land	Buildings	Furniture and equipment	Total
<b>Cost</b>				
Balance at December 31, 2020	2,050	249,051	281,993	533,094
Additions	-	-	4,978	4,978
Disposals	-	-	(2,756)	(2,756)
Balance at December 31, 2021	2,050	249,051	284,215	535,316
Additions	-	-	27,879	27,879
Disposals	-	-	(22,128)	(22,128)
Balance at December 31, 2022	<b>2,050</b>	<b>249,051</b>	<b>289,966</b>	<b>541,067</b>
<b>Accumulated depreciation</b>				
Balance at December 31, 2020	-	187,666	269,908	457,574
Depreciation	-	3,275	5,465	8,740
Disposals	-	-	(2,756)	(2,756)
Balance at December 31, 2021	-	190,941	272,617	463,558
Depreciation	-	3,090	12,758	15,848
Disposals	-	-	(22,128)	(22,128)
Balance at December 31, 2022	-	<b>194,031</b>	<b>263,247</b>	<b>457,278</b>
<b>Net book value</b>				
At December 31, 2021	2,050	58,110	11,598	71,758
<b>At December 31, 2022</b>	<b>2,050</b>	<b>55,020</b>	<b>26,719</b>	<b>83,789</b>

**10. Line of credit**

The Credit Union has an approved line of credit limit of \$2,000,000 (2021 - \$1,498,000) with SaskCentral. Borrowings are secured by an assignment, hypothecation, charge and pledge of all book debts and accounts to SaskCentral and bear an annual interest rate based on SaskCentral's prime rate of interest minus 0.5% (2022 - 5.95%), with no fixed repayment dates. As at December 31, 2022, the Credit Union is utilizing \$1,081,093 of the line of credit.



**Bruno Savings and Credit Union Limited**  
**Notes to the Financial Statements**  
*For the year ended December 31, 2022*

**11. Member deposits**

	<b>2022</b>	2021
Chequing, Savings, Plan 24 and other	<b>70,049,400</b>	68,068,157
Term deposits	<b>18,347,646</b>	14,979,710
Registered savings plans	<b>7,789,189</b>	7,859,714
Accrued interest	<b>258,950</b>	223,207
	<b>96,445,185</b>	91,130,788

Member deposits are subject to the following terms:

Chequing, savings, Plan 24 and other products are due on demand and bear interest at rates up to 2.59% (2021 - 0.70%).

Term deposits are subject to fixed and variable rates of interest up to 5.25% (2021 - 3.10%), with interest payments due monthly, annually or on maturity.

Registered savings plans are subject to fixed and variable rates of interest up to 5.10% (2021 - 3.10%), with interest payments due monthly, annually or on maturity.

**12. Other liabilities**

	<b>2022</b>	2021
Accounts payable	<b>119,252</b>	138,993
Corporate income tax payable	<b>52,676</b>	29,320
	<b>171,928</b>	168,313

**13. Income tax**

***Income tax expense recognized in comprehensive income***

The applicable tax rate for the Credit Union is the aggregate of the federal income tax rate of 15% (2021 - 15%) and the provincial tax rate of 12% (2021 - 12%).

***Reconciliation between average effective tax rate and the applicable tax rate***

	<b>2022</b>	2021
Applicable tax rate	<b>27.00 %</b>	27.00 %
Small business deduction	<b>(10.00)%</b>	(12.74)%
Non-taxable dividend receivable	<b>(8.90)%</b>	- %
Non-taxable and other items	<b>(0.01)%</b>	(0.05)%
	<b>8.09 %</b>	14.21 %
Average effective tax rate (tax expense divided by profit before tax)	<b>8.09 %</b>	14.21 %

**Bruno Savings and Credit Union Limited**  
**Notes to the Financial Statements**  
*For the year ended December 31, 2022*

**14. Membership shares and equity accounts**

Authorized:

Unlimited number of Membership shares, at an issue price of \$5.

Issued:

	2022	2021
1,111 Membership shares (2021 - 1,105)	5,555	5,525
Equity accounts	<b>446,825</b>	455,892
	<b>452,380</b>	461,417

All membership shares and equity accounts are classified as liabilities.

When an individual becomes a member of the Credit Union, they are issued a membership share at \$5 per share. Each member of the Credit Union has one vote, regardless of the number of common shares held.

Equity accounts are established as a means of returning excess earnings to the members and at the same time increasing the Credit Union's equity base.

During the year, the Credit Union issued a net of 6 (2021 - 34 redeemed) membership shares.

**15. Related party transactions**

***Key management compensation of the Credit Union***

Key management personnel ("KMP") of the Credit Union consists of the General Manager, Loans Managers and Branch Supervisors and members of the Board of Directors. KMP remuneration includes the following expenses:

	2022	2021
Salary and short-term benefits	<b>496,686</b>	416,659

***Transactions with key management personnel***

The Credit Union, in accordance with its policy, may grant credit to its directors, management and staff at concessional rates of interest on their loans and facilities.

Loans made to directors and KMP are approved under the same lending criteria applicable to members and are included in member loans receivable on the statement of financial position. There are no loans to KMP that are impaired.

Directors, management and staff of the Credit Union hold deposit accounts. These accounts are maintained under the same terms and conditions as accounts of other members, and are included in member deposits on the statement of financial position.

There are no benefits or concessional terms and conditions applicable to the family members of KMP.

These loans and deposits were made in the normal course of operations and are measured at the exchange amount, which is the consideration established and agreed to by the related parties.

**Bruno Savings and Credit Union Limited**  
**Notes to the Financial Statements**  
*For the year ended December 31, 2022*

**15. Related party transactions** *(Continued from previous page)*

	2022	2021
Aggregate of loans to KMP	3,155,466	3,382,139
Aggregate revolving credit facilities to KMP	1,381,500	1,381,500
Less: membership shares and equity accounts	(9,587)	(9,572)
	<b>4,527,379</b>	<b>4,754,067</b>

	2022	2021
During the year the aggregate value of loans disbursed to KMP amounted to:		
Loans	90,000	280,000

	2022	2021
Income and expense transactions with KMP consisted of:		
Interest and other revenue earned on loans to KMP	119,142	153,310
Interest paid on member deposits to KMP	57,863	32,694

	2022	2021
The total value of member deposits from KMP as at the year-end:		
Chequing and demand deposits	1,914,177	1,653,041
Term deposits	673,782	615,098
Registered plans	450,691	435,438
Total value of member deposits due to KMP	<b>3,038,650</b>	<b>2,703,577</b>

**Directors' fees and expenses**

	2022	2021
Directors' fees and committee remuneration	25,215	20,035
Directors' expenses	4,903	2,336
Meeting, training and conference costs	3,780	3,780

**SaskCentral and Concentra Bank**

The Credit Union is a member of SaskCentral which acts as a depository for surplus funds received from and loans made to credit unions. SaskCentral also provides other services for a fee to the Credit Union and acts in an advisory capacity.

Up until November 1, 2022, the Credit Union was related to Concentra Bank, which is owned in part by SaskCentral. Concentra Bank provides financial intermediation and trust services to Canadian credit unions and associated commercial and retail customers.

Interest and dividends earned on investments during the year ended December 31, 2022 amounted to \$1,785,207 (2021 - \$263,360) of which \$1,118,034 is included in dividend receivable (refer to Note 8).

Interest paid on borrowings during the year ended December 31, 2022 amounted to \$3,920 (2021 - \$209).

Payments made for affiliation dues for the year ended December 31, 2022 amounted to \$142,656 (2021 - \$138,958).

**15. Related party transactions** *(Continued from previous page)*

***National Consulting Ltd.***

The Credit Union is a shareholder of National Consulting Ltd. National Consulting Ltd. provides services for a fee to the Credit Union in the normal course of operations. During the year, the Credit Union advanced a promissory note in the amount of \$40,000 to National Consulting Ltd. (refer to Note 8).

***Celero Solutions***

The Credit Union has entered into an agreement with Celero Solutions to provide the delivery of banking system services and the maintenance of the infrastructure needed to ensure uninterrupted delivery of such services. Celero Solutions was formed as a joint venture by the Credit Union Centrals of Alberta, Saskatchewan and Manitoba along with Concentra Bank.

**16. Capital management**

A capital management framework is included in policies and procedures established by the Board of Directors. The Credit Union's objectives when managing capital are to:

- Adhere to regulatory capital requirements as minimum benchmarks;
- Co-ordinate strategic risk management and capital management;
- Develop financial performance targets/budgets/goals;
- Administer a patronage program that is consistent with capital requirements;
- Administer an employee incentive program that is consistent with capital requirements; and
- Develop a growth strategy that is coordinated with capital management requirements.

CUDGC prescribes capital adequacy measures and minimum capital requirements. The capital adequacy rules issued by CUDGC have been based on the Basel III framework, consistent with the financial industry in general.

The Credit Union follows a risk-weighted asset calculation for credit and operational risk. Under this approach, credit unions are required to measure capital adequacy in accordance with instructions for determining risk-adjusted capital and risk-weighted assets, including off-balance sheet commitments. Based on the prescribed risk of each type of asset, a weighting of 0% to 1,250% is assigned. The ratio of regulatory capital to risk-weighted assets is calculated and compared to the standard outlined by CUDGC. Regulatory standards require credit unions to maintain a minimum total eligible capital to risk-weighted assets of 8%, a minimum tier 1 capital to total assets of 6% and a minimum common equity tier 1 capital to risk-weighted assets of 4.5%. Eligible capital consists of total tier 1 and tier 2 capital. In addition to the minimum capital ratios, the Credit Union is required to hold a capital conservation buffer of 2.5%. The capital conservation buffer is designed to avoid breaches of the minimum capital requirement.

Tier 1 capital is defined as a credit union's primary capital and comprises the highest quality of capital elements while tier 2 is secondary capital and falls short of meeting tier 1 requirements for permanence or freedom from mandatory charge. Tier 1 capital consists of two components: common equity tier 1 capital and additional tier 1 capital. Common equity tier 1 capital includes retained earnings, contributed surplus and accumulated other comprehensive income ("AOCI"). Deductions from common equity tier 1 capital include goodwill, intangible assets, deferred tax assets (except those arising from temporary differences), increases in equity capital resulting from securitization transactions, unconsolidated substantial investments and fair value gains (losses) on own use property. Additional tier 1 capital consists of qualifying membership shares and other investment shares issued by the Credit Union that meet the criteria for inclusion in additional tier 1 capital.

Tier 2 capital includes a collective allowance for credit losses to a maximum of 1.25% of risk-weighted assets, subordinated indebtedness, and qualifying membership shares or other investment shares issued by the Credit Union that meet the criteria for inclusion in tier 2 capital and are not included in tier 1 capital.

Regulatory standards also require the Credit Union to maintain a minimum leverage ratio of 5%. This ratio is calculated by dividing eligible capital by total assets less deductions from capital plus specified off-balance sheet exposures. Based on the type of off-balance sheet exposure, a conversion factor is applied to the leverage ratio.

**Bruno Savings and Credit Union Limited**  
**Notes to the Financial Statements**  
*For the year ended December 31, 2022*

**16. Capital management** *(Continued from previous page)*

The Credit Union has adopted a capital plan that conforms to the capital framework and is regularly reviewed and approved by the Board of Directors. The following table compares CUDGC regulatory standards to the Credit Union's board policy for 2022:

	<b>Regulatory standards</b>	<b>Board standards</b>
Total eligible capital to risk-weighted assets	10.50 %	11.50 %
Tier 1 capital to risk-weighted assets	8.50 %	9.00 %
Common equity tier 1 capital to risk-weighted assets	7.00 %	7.50 %
Leverage ratio	5.00 %	6.50 %

During the year, the Credit Union complied with all internal and external capital requirements.

The following table summarizes key capital information:

	<b>2022</b>	<b>2021</b>
<b>Eligible capital</b>		
Common equity tier 1 capital	11,780,018	9,819,419
Additional tier 1 capital	-	-
<hr/>		
Total tier 1 capital	11,780,018	9,819,419
Total tier 2 capital	511,506	500,543
<hr/>		
Total eligible capital	12,291,524	10,319,962

**Risk-weighted assets**

Total eligible capital to risk-weighted assets	16.12 %	14.80 %
Tier 1 capital to risk-weighted assets	15.45 %	14.08 %
Common equity tier 1 capital to risk-weighted assets	15.45 %	14.08 %
Leverage ratio	10.89 %	10.00 %

**17. Financial instruments**

The Credit Union, as part of its operations, carries a number of financial instruments which result in exposure to the following risks: credit risk, market risk and liquidity risk.

Accordingly, the Credit Union has established avoidance of undue concentrations of risk, hedging of risk exposures, and requirements for collateral to mitigate credit risk as risk management objectives. In seeking to meet these objectives, the Credit Union follows risk management policies approved by its Board of Directors.

The Credit Union's risk management policies and procedures include the following:

- Ensure all activities are consistent with the mission, vision and values of the Credit Union
- Balance risk and return
- Manage credit, market and liquidity risk through preventative and detective controls
- Ensure credit quality is maintained
- Ensure credit, market, and liquidity risk is maintained at acceptable levels
- Diversify risk in transactions, member relationships and loan portfolios
- Price according to risk taken, and
- Using consistent credit risk exposure tools.

Various Board of Directors committees are involved in financial instrument risk management oversight, including the Audit and Risk Committee and Conduct Review Committee.

There have been no significant changes from the previous year in the Credit Union's risks to which it is exposed or its general policies and procedures for managing risk.

**17. Financial instruments** *(Continued from previous page)*

**Credit risk**

Credit risk is the risk of financial loss resulting from the failure of a borrower or counterparty to honour its financial or contractual obligations to the Credit Union. Credit risk primarily arises from member loans receivable.

**Risk management process**

Credit risk management is integral to the Credit Union's activities. Management and the Board of Directors are responsible for developing and implementing the credit risk management practices of the Credit Union by establishing the relevant policies and procedures. Management carefully monitors and manages the Credit Union's exposure to credit risk by reviewing member credit extension policies and guidelines and reviewing the performance of loan portfolios, including default events and past due status. The risk management process starts at the time of a member credit application and continues until the loan is fully repaid.

The primary credit risk management policies and procedures include the following:

- Loan security (collateral) requirements
  - Security valuation processes, including method used to determine the value of real property and personal property when that property is subject to a mortgage or other charge; and
  - Maximum loan to value ratios where a mortgage or other charge on real or personal property is taken as security
- Borrowing member capacity (repayment ability) and character requirements
- Limits on aggregate credit exposure per individual and/or related parties
- Limits on concentration of credit risk by loan type, industry and economic sector
- Limits on the types of credit facilities and services offered
- Internal loan approval processes and loan documentation standards
- Loan re-negotiation, extension and renewal processes
- Processes that identify adverse situations and trends, including risks associated with economic, geographic and industry sectors
- Control and monitoring processes including portfolio risk identification and delinquency tolerances
- Timely loan analysis processes to identify, assess and manage delinquent and impaired loans
- Collection processes that include action plans for deteriorating loans
- Overdraft control and administration processes
- Loan syndication processes

The Credit Union's credit risk policies, processes and methodologies are reviewed periodically to ensure they remain relevant and effective in managing credit risk.

To meet the needs of its members and to manage its own exposure to fluctuations in interest rates, the Credit Union participates in various commitments and contingent liability contracts. The primary purpose of these contracts is to make funds available for the financing needs of members. These are subject to normal credit standards, financial controls, risk management and monitoring procedures. The contractual amounts of these credit instruments represent the maximum credit risk exposure without taking into account the fair value of any collateral, in the event other parties fail to perform their obligations under these instruments.

The Credit Union makes the following instruments available to its members:

- Guarantees and standby letters of credit representing irrevocable assurances that the Credit Union will pay if a member cannot meet their obligations to a third party; and
- Commitments to extend credit representing unused portions of authorizations to extend credit in the form of loans (including lines of credit and credit cards), guarantees or letters of credit.

**Bruno Savings and Credit Union Limited**  
**Notes to the Financial Statements**  
*For the year ended December 31, 2022*

**17. Financial instruments** *(Continued from previous page)*

The amounts shown on the table below do not necessarily represent future cash requirements since many commitments will expire or terminate without being funded.

As at year-end, the Credit Union had the following outstanding financial instruments subject to credit risk:

	<b>2022</b>	<b>2021</b>
Unadvanced lines of credit	<b>12,454,614</b>	11,649,810
Authorized unadvanced loans	<b>2,895,948</b>	1,477,626
Credit card guarantees	<b>77,000</b>	141,000
Standby letters of credit	<b>5,000</b>	5,000
	<b>15,432,562</b>	13,273,436

**Inputs, assumptions and techniques**

*Definition of default and assessments of credit risk*

Financial instruments are assessed at each reporting date for a significant increase in credit risk since initial recognition. This assessment considers changes in the risk of a default occurring at the reporting date as compared to the date of initial recognition.

The Credit Union considers member loans to be in default when contractual payments are more than 90 days past due or other objective evidence of impairment exists, such as notification from the borrower or breach of major covenants. This definition is consistent with the definitions used for the Credit Union's internal credit risk management practices and has been selected because it most closely aligns the definition of default to the Credit Union's past credit experience, and the covenants placed in standard borrowing contracts. Relatively few financial instruments subsequently return to performing status after a default has occurred under this definition without further intervention on the part of the Credit Union.

Changes in credit risk are assessed on the basis of the risk that a default will occur over the contractual lifetime of the financial instrument rather than based on changes in the amount of expected credit losses or other factors. In making this assessment the Credit Union takes into account all reasonable and supportable information, include forward-looking information, available without undue cost or effort in making this assessment. The Credit Union considers past due information of its balances and information about the borrower available through regular commercial dealings, such as requests for loan modifications.

The credit risk of a financial instrument is deemed to have significantly increased since initial recognition when contractual payments have exceeded 30 days past due, or other information becomes available to management through the course of regular credit reviews, communication with the borrower or forecasting processes which consider macroeconomic conditions expected to have a future impact on borrowers. The Credit Union considers there not to have been a significant increase in credit risk despite contractual payments being more than 30 days past due when they have interviewed the borrower and determined that payment is forthcoming. When a financial instrument is considered to have low credit risk, it is assumed that there has not been a significant increase in credit risk since initial recognition.

The Credit Union identifies credit-impaired financial assets through regular reviews of past due balances and credit assessments of its members. Credit-impaired financial assets are typically placed on the Credit Union's watch list based on its internal credit risk policies. In making this assessment, the Credit Union considers past due information of its balances and information about the borrower available through regular commercial dealings.

*Measurement of expected credit losses*

The Credit Union measures expected credit losses for member loans on a group basis. These assets are grouped on the basis of their shared risk characteristics such as loan type (government guaranteed, residential and farm mortgages, commercial mortgages, personal loans, leases and non-personal loans). Otherwise, expected credit losses are measured on an individual basis.

**Bruno Savings and Credit Union Limited**  
**Notes to the Financial Statements**  
*For the year ended December 31, 2022*

---

**17. Financial instruments** *(Continued from previous page)*

When measuring 12-month and lifetime expected credit losses, the Credit Union utilizes complex modelling, which uses current banking system loan data to assess probability of default, exposure at default, loss given default, and present value calculations. Forward-looking information is incorporated into the determination of expected credit loss by considering regional economic journals and forecasts, collecting information available from regular commercial dealings with its members and other publicly available information and considering the effect such information could have on any assumptions or inputs used in the measurement of expected credit losses and determining significant increases in credit risk or identifying a credit-impaired financial asset.

Significant judgments, estimates and assumptions are required when calculating the expected credit losses of financial assets. In measuring the 12-month and lifetime expected credit losses, management makes assumptions about prepayments, the timing and extent of missed payments or default events. In addition, management makes assumptions and estimates about the impact that future events may have on the historical data used to measure expected credit losses.

Management had to use judgement in several areas to assess if the estimate the model calculated was reasonable or if an overlay was needed to increase or decrease the allowance. The negative effects of rising inflation and interest rates, tight labour market, and supply chain pressures, had to be weighed against the more positive aspects of government support programs and stabilizing delinquent loans.

The Credit Union has run a number of simulations on its collective allowance, incorporating assumptions about the resulting macroeconomic impacts of rising interest rates and inflation, based on information and facts available to December 31, 2022.

*Write-offs*

Financial assets are written off when there is no reasonable expectation of recovery. The Credit Union assesses that there is no reasonable expectation of recovery when the security relating to the loan has been sold and there are remaining amounts outstanding or when the borrower has filed for bankruptcy and the trustee has indicated that no additional funds will be paid. Where information becomes available indicating the Credit Union will receive funds, such amounts are recognized at their fair value.



**Bruno Savings and Credit Union Limited**  
**Notes to the Financial Statements**  
*For the year ended December 31, 2022*

17. **Financial instruments** (Continued from previous page)

**Exposure to credit risk**

The following table sets out information about the credit quality of financial assets assessed for impairment under IFRS 9 *Financial instruments*. The amounts in the table, unless otherwise indicated, represent the assets' gross carrying amount.

Except as noted below, the gross carrying amount of financial assets represents the maximum exposure to credit risk for that class of financial asset.

<i>In thousands</i>	<i>12-month ECL</i>	<i>2022 Lifetime ECL (not credit impaired)</i>	<i>Lifetime ECL (credit impaired)</i>	<i>Total</i>
<b>Residential and farm mortgages</b>				
Low risk	47,585	-	-	47,585
Moderate risk	-	219	-	219
High risk	-	-	164	164
Total gross carrying amount	47,585	219	164	47,968
Less: loss allowance	30	-	17	47
Total carrying amount	47,555	219	147	47,921
<b>Personal loans</b>				
Low risk	10,443	-	-	10,443
Moderate risk	-	40	-	40
High risk	-	-	-	-
Total gross carrying amount	10,443	40	-	10,483
Less: loss allowance	9	-	-	9
Total carrying amount	10,434	40	-	10,474
<b>Government guaranteed, commercial mortgages, leases, non-personal loans, and total accrued interest</b>				
Low risk	18,048	-	-	18,048
Moderate risk	-	-	-	-
High risk	-	-	-	-
Total gross carrying amount	18,048	-	-	18,048
Less: loss allowance	20	-	-	20
Total carrying amount	18,028	-	-	18,028
<b>Total</b>				
Low risk	76,076	-	-	76,076
Moderate risk	-	259	-	259
High risk	-	-	164	164
Total gross carrying amount	76,076	259	164	76,499
Less: loss allowance	59	-	17	76
Total carrying amount	76,017	259	147	76,423

**Bruno Savings and Credit Union Limited**  
**Notes to the Financial Statements**  
*For the year ended December 31, 2022*

17. **Financial instruments** *(Continued from previous page)*

<i>In thousands</i>	12-month ECL	2021 Lifetime ECL (not credit impaired)	Lifetime ECL (credit impaired)	Total
<b>Residential and farm mortgages</b>				
Low risk	44,342	-	-	44,342
Moderate risk	-	583	-	583
High risk	-	-	164	164
Total gross carrying amount	44,342	583	164	45,089
Less: loss allowance	24	-	19	43
Total carrying amount	44,318	583	145	45,046
<b>Personal loans</b>				
Low risk	8,333	-	-	8,333
Moderate risk	-	21	-	21
High risk	-	-	-	-
Total gross carrying amount	8,333	21	-	8,354
Less: loss allowance	4	-	-	4
Total carrying amount	8,329	21	-	8,350
<b>Government guaranteed, commercial mortgages, leases, non-personal loans, and total accrued interest</b>				
Low risk	17,566	-	-	17,566
Moderate risk	-	23	-	23
High risk	-	-	17	17
Total gross carrying amount	17,566	23	17	17,606
Less: loss allowance	11	-	-	11
Total carrying amount	17,555	23	17	17,595
<b>Total</b>				
Low risk	70,241	-	-	70,241
Moderate risk	-	627	-	627
High risk	-	-	181	181
Total gross carrying amount	70,241	627	181	71,049
Less: loss allowance	39	-	19	58
Total carrying amount	70,202	627	162	70,991

*Concentrations of credit risk*

Concentration of credit risk exists if a number of borrowers are exposed to similar economic risks by being engaged in similar economic activities or being located in the same geographical region, and indicate the relative sensitivity of the Credit Union's performance to developments affecting a particular segment of borrowers or geographical region. Geographical risk exists for the Credit Union due to its primary service area being Bruno, Saskatchewan and surrounding area.

**Bruno Savings and Credit Union Limited**  
**Notes to the Financial Statements**  
*For the year ended December 31, 2022*

17. **Financial instruments** *(Continued from previous page)*

**Amounts arising from expected credit losses**

*Reconciliation of the loss allowance*

The following tables show a reconciliation of the opening to the closing balance of the loss allowance by class of financial instrument.

<i>In thousands</i>	<i>12-month ECL</i>	<i>Lifetime ECL (not credit impaired)</i>	<i>Lifetime ECL (credit impaired)</i>	<i>Total</i>
<b>Residential and farm mortgages</b>				
Balance at January 1, 2021	10	-	60	70
Net remeasurement of loss allowance	14	-	(41)	(27)
Balance at December 31, 2021	24	-	19	43
Net remeasurement of loss allowance	6	-	(2)	4
Balance at December 31, 2022	30	-	17	47
<b>Personal loans</b>				
Balance at January 1, 2021	5	-	-	5
Net remeasurement of loss allowance	(1)	-	-	(1)
Balance at December 31, 2021	4	-	-	4
Net remeasurement of loss allowance	5	-	-	5
Balance at December 31, 2022	9	-	-	9
<b>Government guaranteed, commercial mortgages, leases, non-personal loans, and total accrued interest</b>				
Balance at January 1, 2021	5	-	61	66
Net remeasurement of loss allowance	6	-	(61)	(55)
Balance at December 31, 2021	11	-	-	11
Net remeasurement of loss allowance	9	-	-	9
Balance at December 31, 2022	20	-	-	20
<b>Total loss allowance</b>	<b>59</b>	<b>-</b>	<b>17</b>	<b>76</b>

*Financial instruments for which the impairment requirements of IFRS 9 do not apply*

The carrying amount of SaskCentral and Concentra Bank shares, National Consulting Ltd. shares and other investments, as disclosed in Note 6, best represents the Credit Union's maximum exposure to credit risk for those items. The Credit Union holds no collateral or other credit enhancements on these balances.

**Bruno Savings and Credit Union Limited**  
**Notes to the Financial Statements**  
*For the year ended December 31, 2022*

---

17. **Financial instruments** *(Continued from previous page)*

**Market risk**

Market risk is the risk of loss in value of financial instruments that may arise from changes in market factors such as interest rates, equity prices and credit spreads. The Credit Union's exposure changes depending on market conditions. Market risks that have a significant impact on the Credit Union include fair value risk and interest rate risk.

Market risk arises from changes in interest rates that affect the Credit Union's net interest income. Exposure to this risk directly impacts the Credit Union's income from its loan and deposit portfolios. The Credit Union's objective is to earn an acceptable net return on these portfolios, without taking unreasonable risk, while meeting member owner needs.

**Risk measurement**

The Credit Union's risk position is measured and monitored each month to ensure compliance with policy. Management provides monthly reports on these matters to the Credit Union's Board of Directors.

**Objectives, policies and processes**

Management is responsible for managing the Credit Union's interest rate risk, monitoring approved limits and compliance with policies. The Credit Union manages market risk by developing and implementing asset and liability management policies, which are approved and periodically reviewed by the Board of Directors.

The Credit Union's goal is to achieve adequate levels of profitability, liquidity and safety. The Board of Directors reviews the Credit Union's investment and asset liability management policies periodically to ensure they remain relevant and effective in managing and controlling risk.

**Interest rate risk**

Interest rate risk is the sensitivity of the Credit Union's financial condition to movements in interest rates. Cash flow interest rate risk is the risk that the future cash flows of the Credit Union's financial instruments will fluctuate due to changes in market interest rates. Fair value interest rate risk is the risk that the value of a financial instrument will fluctuate because of changes in prevailing market interest rates. Interest margins reported in comprehensive income may increase or decrease in response to changes in market interest rates. The Credit Union incurs interest rate risk on its loans and other interest bearing financial instruments.

In managing interest rate risk, the Credit Union relies primarily upon use of asset - liability and interest rate sensitivity simulation models, which is monitored by the Credit Union.

Sensitivity analysis is used to assess the change in value of the Credit Union's financial instruments against a range of incremental basis point changes in interest rates over a twelve month period. Interest rate shock analysis is calculated in a similar manner to sensitivity analysis but involves a more significant change of 100 basis points or greater in interest rates. Sensitivity analysis and interest rate shock analysis are calculated on a quarterly basis and are reported to the Board of Directors. Based on current differences between financial assets and financial liabilities as at year-end, the Credit Union estimates that an immediate and sustained 100 basis point increase in interest rates would decrease net interest income by \$229,628 (2021 - \$119,014) over the next 12 months while an immediate and sustained 100 basis point decrease in interest rates would increase net interest income by \$229,628 (2021 - \$119,014 decrease) over the next 12 months.

Other types of interest rate risk are basis risk (the risk of loss arising from changes in the relationship of interest rates which have similar but not identical characteristics; for example, the difference between prime rates and the Canadian Deposit Offering Rate) and prepayment risk (the risk of loss of interest income arising from the early repayment of fixed rate mortgages and loans), both of which are monitored on a regular basis and are reported to the Board of Directors.

# Bruno Savings and Credit Union Limited

## Notes to the Financial Statements

*For the year ended December 31, 2022*

### 17. Financial instruments *(Continued from previous page)*

The Credit Union's major source of income is financial margin which is the difference between interest earned on investments and loans to members and interest paid to members on their deposits. The objective of managing the financial margin is to match re-pricing or maturity dates of loans and investments and member deposits within policy limits. These limits are intended to limit the Credit Union's exposure to changing interest rates and to wide fluctuations of income during periods of changing interest rates. The differential represents the net mismatch between loans and investments and member deposits for those particular maturity dates. Certain items on the statement of financial position, such as non-interest bearing member deposits and equity do not provide interest rate exposure to the Credit Union. These items are reported as non-interest rate sensitive in the table below.

Amounts with variable interest rates, or due on demand, are classified as on demand.

A significant amount of member loans receivable and member deposits can be settled before maturity on payment of a penalty. No adjustment has been made for repayments that may occur prior to maturity.

#### *Interest rate sensitivity*

In the table below, the carrying amounts of financial instruments are presented in the periods in which they next re-price to market rates or mature and are summed to show the net interest rate sensitivity gap.

#### *Contractual re-pricing and maturity*

All financial instruments are reported in the schedule below based on the earlier of their contractual re-pricing date or maturity date. The schedule below does not identify management's expectations of future events where re-pricing and maturity dates differ from contractual dates.

	<i>(In thousands)</i>							
	<i>On demand</i>	<i>Within 3 months</i>	<i>Over 3 months to 1 year</i>	<i>Over 1 year to 5 years</i>	<i>Over 5 years</i>	<i>Non-Interest Sensitive</i>	<i>2022 Total</i>	<i>2021 Total</i>
<b>Assets</b>								
Cash and cash equivalents	2,000	-	-	-	-	376	<b>2,376</b>	9,137
<i>Average yield %</i>	4.33	-	-	-	-	-	3.64	0.15
Investments	211	15,000	7,600	6,102	113	861	<b>29,887</b>	21,378
<i>Average yield %</i>	4.43	3.88	4.30	2.64	-	-	3.62	1.07
Member loans receivable	25,741	1,851	6,984	40,848	553	446	<b>76,423</b>	70,991
<i>Average yield %</i>	7.15	3.96	4.36	4.10	4.83	-	5.13	3.67
Other assets	-	-	-	-	-	1,158	<b>1,158</b>	-
<b>Subtotal</b>	<b>27,952</b>	<b>16,851</b>	<b>14,584</b>	<b>46,950</b>	<b>666</b>	<b>2,841</b>	<b>109,844</b>	101,506
<b>Liabilities</b>								
Line of credit	1,081	-	-	-	-	-	<b>1,081</b>	-
<i>Average yield %</i>	5.95	-	-	-	-	-	5.95	-
Member deposits	58,126	9,378	12,350	8,131	-	8,460	<b>96,445</b>	91,131
<i>Average yield %</i>	2.54	1.79	2.89	3.02	-	-	2.34	0.79
Accounts payable	-	-	-	-	-	119	<b>119</b>	139
Membership shares	-	-	-	-	-	6	<b>6</b>	6
Equity accounts	-	-	-	-	-	447	<b>447</b>	456
<b>Subtotal</b>	<b>59,207</b>	<b>9,378</b>	<b>12,350</b>	<b>8,131</b>	<b>-</b>	<b>9,032</b>	<b>98,098</b>	91,732
<b>Net sensitivity</b>	<b>(31,255)</b>	<b>7,473</b>	<b>2,234</b>	<b>38,819</b>	<b>666</b>	<b>(6,191)</b>	<b>11,746</b>	9,774

**Bruno Savings and Credit Union Limited**  
**Notes to the Financial Statements**  
*For the year ended December 31, 2022*

**17. Financial instruments** (Continued from previous page)

**Liquidity risk**

Liquidity risk is the risk that the Credit Union cannot meet a demand for cash or fund its obligations as they come due. The Credit Union's management oversees the Credit Union's liquidity risk to ensure the Credit Union has access to enough readily available funds to cover its financial obligations as they come due. The Credit Union's business requires such liquidity for operating and regulatory purposes. Refer to Note 6 for further information about the Credit Union's regulatory requirements.

Liquidity risk is managed through a three tiered structure consisting of the local Credit Union level, the provincial Credit Union level and the national Credit Union level.

Locally, the Credit Union manages its liquidity position from three perspectives:

- Structural liquidity risk, which addresses the risk due to mismatches in effective maturities between assets and liabilities, more specifically the risk of over reliance on short-term liabilities to fund long-term illiquid assets;
- Tactical liquidity risk, which addresses the day-to-day funding requirements that are managed by imposing prudential limits on net fund outflows; and
- Contingent liquidity risk, which assess the impact of sudden stressful events and the Credit Union's responses thereto.

The primary liquidity risk policies and procedures include the following:

- Liquidity risk management framework to measure and control liquidity risk exposure;
- Measurement of cashflows;
- Maintenance of a line of credit and borrowing facility with SaskCentral and others;
- Maintenance of a pool of high quality liquid assets;
- Monitoring of single deposits, term deposits and the sources of deposits; and
- Contingency planning.

Provincially, SaskCentral manages a statutory liquidity pool of marketable investment securities on behalf of Saskatchewan Credit Unions to facilitate clearing and settlement, daily cash flow management and emergency liquidity support. Nationally, credit union centrals are represented by one central which acts as the Group Clearer, Central 1 Credit Union. The Group Clearer is a member of the Canadian Payments Association and pools provincial cash flows to settle with the Bank of Canada.

The following table details contractual maturities of financial liabilities:

**As at December 31, 2022:**

	<b>&lt; 1 year</b>	<b>1-2 years</b>	<b>&gt; 2 years</b>	<b>Total</b>
Line of credit	<b>1,081,093</b>	-	-	<b>1,081,093</b>
Member deposits	<b>88,314,032</b>	<b>3,597,436</b>	<b>4,533,717</b>	<b>96,445,185</b>
Accounts payable	<b>119,252</b>	-	-	<b>119,252</b>
Membership shares	-	-	<b>5,555</b>	<b>5,555</b>
Equity accounts	-	-	<b>446,825</b>	<b>446,825</b>
<b>Total</b>	<b>89,514,377</b>	<b>3,597,436</b>	<b>4,986,097</b>	<b>98,097,910</b>

As at December 31, 2021:

	<b>&lt; 1 year</b>	<b>1-2 years</b>	<b>&gt; 2 years</b>	<b>Total</b>
Member deposits	83,336,589	4,488,461	3,305,738	91,130,788
Accounts payable	138,993	-	-	138,993
Membership shares	-	-	5,525	5,525
Equity accounts	-	-	455,892	455,892
<b>Total</b>	<b>83,475,582</b>	<b>4,488,461</b>	<b>3,767,155</b>	<b>91,731,198</b>

**Bruno Savings and Credit Union Limited**  
**Notes to the Financial Statements**  
*For the year ended December 31, 2022*

**17. Financial instruments** *(Continued from previous page)*

The Credit Union manages liquidity risk on a net asset and liability basis. The following tables explain the contractual maturities of financial assets held for the purpose of managing liquidity risk.

**As at December 31, 2022:**

	<b>&lt; 1 year</b>	<b>1-2 years</b>	<b>&gt; 2 years</b>	<b>Total</b>
Cash and cash equivalents	<b>2,376,483</b>	-	-	<b>2,376,483</b>
Investments	<b>23,001,677</b>	<b>3,302,455</b>	<b>3,583,305</b>	<b>29,887,437</b>
Member loans receivable	<b>35,021,988</b>	<b>6,816,562</b>	<b>34,584,488</b>	<b>76,423,038</b>
Other assets	<b>1,158,034</b>	-	-	<b>1,158,034</b>
<b>Total</b>	<b>61,558,182</b>	<b>10,119,017</b>	<b>38,167,793</b>	<b>109,844,992</b>

As at December 31, 2021:

	<b>&lt; 1 year</b>	<b>1-2 years</b>	<b>&gt; 2 years</b>	<b>Total</b>
Cash and cash equivalents	9,137,441	-	-	9,137,441
Investments	15,877,606	1,100,000	4,400,011	21,377,617
Member loans receivable	39,362,811	8,173,958	23,454,711	70,991,480
<b>Total</b>	<b>64,377,858</b>	<b>9,273,958</b>	<b>27,854,722</b>	<b>101,506,538</b>

**18. Fair value measurements**

The Credit Union classifies fair value measurements recognized in the statement of financial position using a three-tier fair value hierarchy which prioritizes the inputs used in measuring fair value as follows:

- Level 1: Quoted prices (unadjusted) are available in active markets for identical assets or liabilities
- Level 2: Inputs other than quoted prices in active markets that are observable for the asset or liability, either directly or indirectly
- Level 3: Unobservable inputs for which there is little or no market data and which require the Credit Union to develop its own assumptions.

Fair value measurements are classified in the fair value hierarchy based on the lowest level input that is assessed to be significant to that fair value measurement. This assessment requires the use of judgment in considering factors specific to an asset or a liability and may affect the placement of the fair value measurement within the hierarchy.

The Credit Union considers a fair value measurement to have transferred between the levels in the fair value hierarchy on the beginning of the reporting period, the date of the event or change in circumstances that caused the transfer. There were no transfers between Level 1 and Level 2, as well as no transfers into or out of Level 3 during the period.

In determining fair value measurements, the Credit Union uses the net present valuation techniques and inputs consisting of actual balances, actual rates, market rates (for similar instruments) and payment frequency.

**Bruno Savings and Credit Union Limited**  
**Notes to the Financial Statements**  
*For the year ended December 31, 2022*

18. **Fair value measurements** (Continued from previous page)

**Financial assets and financial liabilities measured at fair value**

The Credit Union's financial assets and financial liabilities measured at fair value in the statement of financial position on a recurring basis have been categorized into the fair value hierarchy as follows:

	<b>2022</b>			
	<i>Fair value</i>	<i>Level 1</i>	<i>Level 2</i>	<i>Level 3</i>
<b>Financial assets</b>				
Cash	376,483	376,483	-	-
SaskCentral and Concentra Bank shares	950,305	-	-	950,305
Other investments	113,000	-	113,000	-
National Consulting Ltd. shares	20,000	-	-	20,000
<b>Total financial assets</b>	<b>1,459,788</b>	<b>376,483</b>	<b>113,000</b>	<b>970,305</b>

	<b>2021</b>			
	<i>Fair value</i>	<i>Level 1</i>	<i>Level 2</i>	<i>Level 3</i>
<b>Financial assets</b>				
Cash	3,137,441	3,137,441	-	-
SaskCentral and Concentra Bank shares	1,000,011	-	-	1,000,011
<b>Total financial assets</b>	<b>4,137,452</b>	<b>3,137,441</b>	<b>-</b>	<b>1,000,011</b>

**Level 2 and Level 3 fair value measurements**

All fair values disclosed and categorized within Level 2 of the hierarchy use a net present value valuation technique and inputs consisting of actual balances, actual rates, market rates (for similar instruments) and payment frequency.

For fair value measurements of Level 3 SaskCentral and Concentra Bank and National Consulting Ltd. shares, the Credit Union has assumed that the fair value of the amounts is comparable to their amortized cost, which equals the par value of the shares. The shares are not quoted or traded, however when new shares of SaskCentral and Concentra Bank are offered the price remains the same as the par value of all currently available shares. There was no impact of the measurement on profit or loss for the year.

**Financial instruments not measured at fair value**

The carrying amount, fair value, and categorization into the fair value hierarchy of all other financial assets and financial liabilities held by the Credit Union and not measured at fair value on the statement of financial position are as follows:

	<b>2022</b>				
	<i>Carrying amount</i>	<i>Fair value</i>	<i>Level 1</i>	<i>Level 2</i>	<i>Level 3</i>
<b>Financial assets measured at amortized cost</b>					
Cash equivalents	2,000,000	2,000,000	2,000,000	-	-
Investments	28,804,132	28,550,945	-	28,550,945	-
Member loans receivable	76,423,038	74,077,613	-	74,077,613	-
Other assets	1,158,034	1,158,034	-	1,158,034	-
<b>Total financial assets</b>	<b>108,385,204</b>	<b>105,786,592</b>	<b>2,000,000</b>	<b>103,786,592</b>	<b>-</b>



**Bruno Savings and Credit Union Limited**  
**Notes to the Financial Statements**  
For the year ended December 31, 2022

18. Fair value measurements (Continued from previous page)

	<b>Carrying amount</b>	<b>Fair value</b>	<b>Level 1</b>	<b>Level 2</b>	<b>Level 3</b>
<b>2022</b>					
<b>Financial liabilities measured at amortized cost</b>					
Line of credit	1,081,093	1,081,093	1,081,093	-	-
Member deposits	96,445,185	96,461,431	-	96,461,431	-
Accounts payable	119,252	119,252	-	119,252	-
Membership shares	5,555	5,555	-	-	5,555
Equity accounts	446,825	446,825	-	-	446,825
<b>Total financial liabilities</b>	<b>98,097,910</b>	<b>98,114,156</b>	<b>1,081,093</b>	<b>96,580,683</b>	<b>452,380</b>

	<b>Carrying amount</b>	<b>Fair value</b>	<b>Level 1</b>	<b>Level 2</b>	<b>Level 3</b>
<b>2021</b>					
<b>Financial assets</b>					
Cash equivalents	6,000,000	6,000,000	6,000,000	-	-
Investments	20,377,606	20,383,745	-	20,383,745	-
Member loans receivable	70,991,480	70,671,937	-	70,671,937	-
<b>Total financial assets</b>	<b>97,369,086</b>	<b>97,055,682</b>	<b>6,000,000</b>	<b>91,055,682</b>	<b>-</b>
<b>Financial liabilities</b>					
Member deposits	91,130,788	91,428,915	-	91,428,915	-
Accounts payable	138,993	138,993	-	138,993	-
Membership shares	5,525	5,525	-	-	5,525
Equity accounts	455,892	455,892	-	-	455,892
<b>Total financial liabilities</b>	<b>91,731,198</b>	<b>92,029,325</b>	<b>-</b>	<b>91,567,908</b>	<b>461,417</b>

*Level 2 and Level 3 fair value measurements for financial instruments not measured at fair value*

Valuation techniques and inputs for Level 2 and Level 3 fair value measurements are as follows:

All fair values disclosed and categorized within Level 2 of the hierarchy use a net present value valuation technique and inputs consisting of actual balances, actual rates, market rates (for similar instruments) and payment frequency.

As there is no observable market data for all fair values disclosed and categorized within Level 3 of the hierarchy, the Credit Union has assumed that the fair value of the amounts is comparable to their amortized cost.

# Bruno Savings and Credit Union Limited

## Notes to the Financial Statements

*For the year ended December 31, 2022*

---

### 19. Commitments

In 2009, the Credit Union entered into a ten year commitment for the provision of retail banking services provided by Celero with a five year contract renewal option. In 2015, the contract was renewed for an additional seven years commencing in 2016. In 2021, the Credit Union signed an early renewal contract that extends to December 31, 2025. The annual operating fee is calculated as a percentage of the aggregate fees paid by all Credit Unions using the banking system.

During the year, the Credit Union entered into an agreement to purchase units in the Westcap MBO III Investment Fund. The Credit Union makes advances to the Fund when requested, which decreases the remaining commitment. Redemption of units does not increase the total remaining commitment to the Fund. At the end of December 2022, the Credit Union has advanced \$113,000 of their total commitment of \$500,000 to Westcap MBO III Investment Fund.

### 20. Other legal and regulatory risk

Legal and regulatory risk is the risk that the Credit Union has not complied with requirements set out in terms of compliance such as standards of sound business practice, anti-money laundering legislation or their code of conduct/conflict of interest requirements. In seeking to manage these risks, the Credit Union has established policies and procedures and monitors to ensure ongoing compliance.

### 21. Canada Emergency Business Account ("CEBA") Program

Under the Canada Emergency Business Account ("CEBA") Program, with funding provided by the Government of Canada and Export Development Canada as the Government of Canada's agent, the Credit Union provides loans to its business banking members. In June 2020, eligibility for the CEBA loan program was expanded to include businesses that did not meet the payroll requirements of the initial program but had other eligible non-deferrable expenses. Under the CEBA Program, eligible businesses can apply for up to \$60,000 interest-free loan until December 31, 2023. If \$40,000 is repaid on or before December 31, 2023, the remaining amount of the loan is eligible for forgiveness. If the loan is not repaid by December 31, 2023, it will be extended for an additional 2-year term bearing interest at 5% per annum. The funding provided to the Credit Union by the Government of Canada with respect to the CEBA Program represents an obligation to pass-through collections on the CEBA loans and is otherwise non-recourse to the Credit Union. Accordingly, the Credit Union is required to remit all collections of principal and interest on the CEBA loans to the Government of Canada, however, is not required to repay amounts that its member fails to pay or that have been forgiven. The Credit Union receives an administration fee to recover the costs to administer the program for the Government of Canada. Loans issued under the program are not recognized on the Credit Union's statement of financial position, as the Credit Union transfers substantially all risks and rewards in respect of the loans to the Government of Canada. As at December 31, 2022, the Credit Union has provided approximately 55 (2021 - 57) members with CEBA loans and had funded approximately \$3,053,500 (2021 - \$3,180,000) in loans under the program.